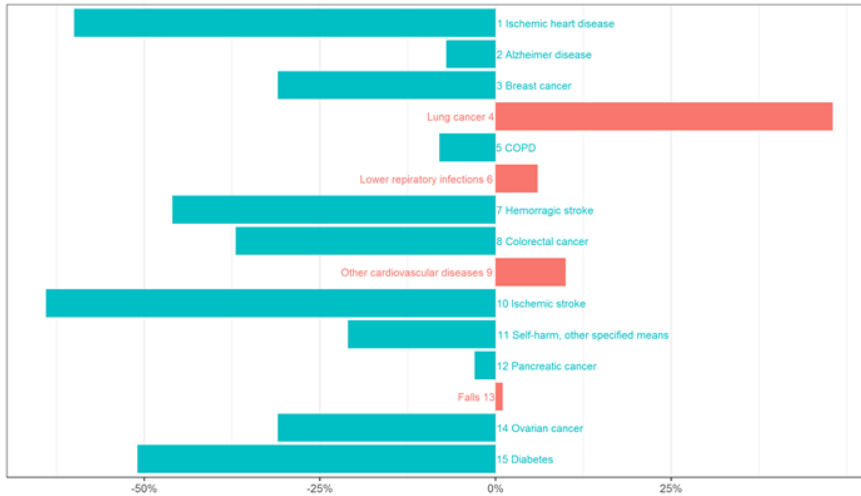
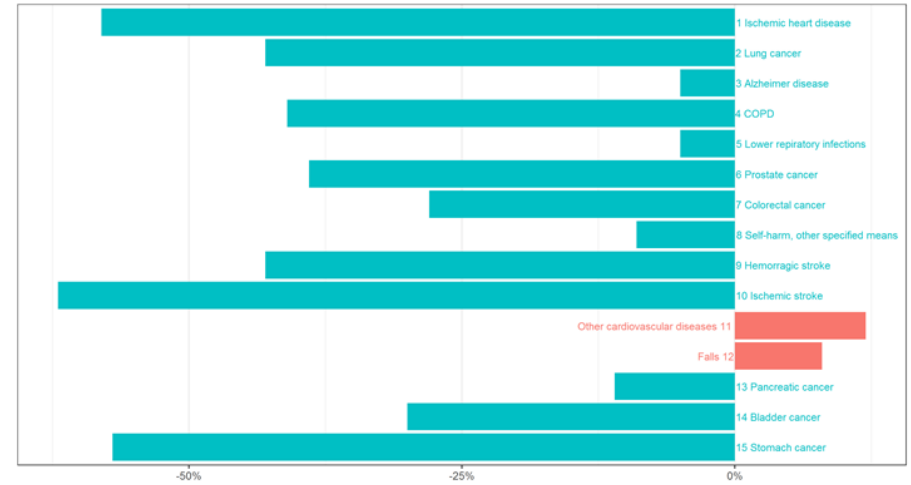


Webappendix 1: Top 15 causes of age-standardized deaths per 100,000 by sex, 2016, Belgium.

Top 15 causes of AS Deaths in 2016 and percent change, 1990-2016, Females, Belgium

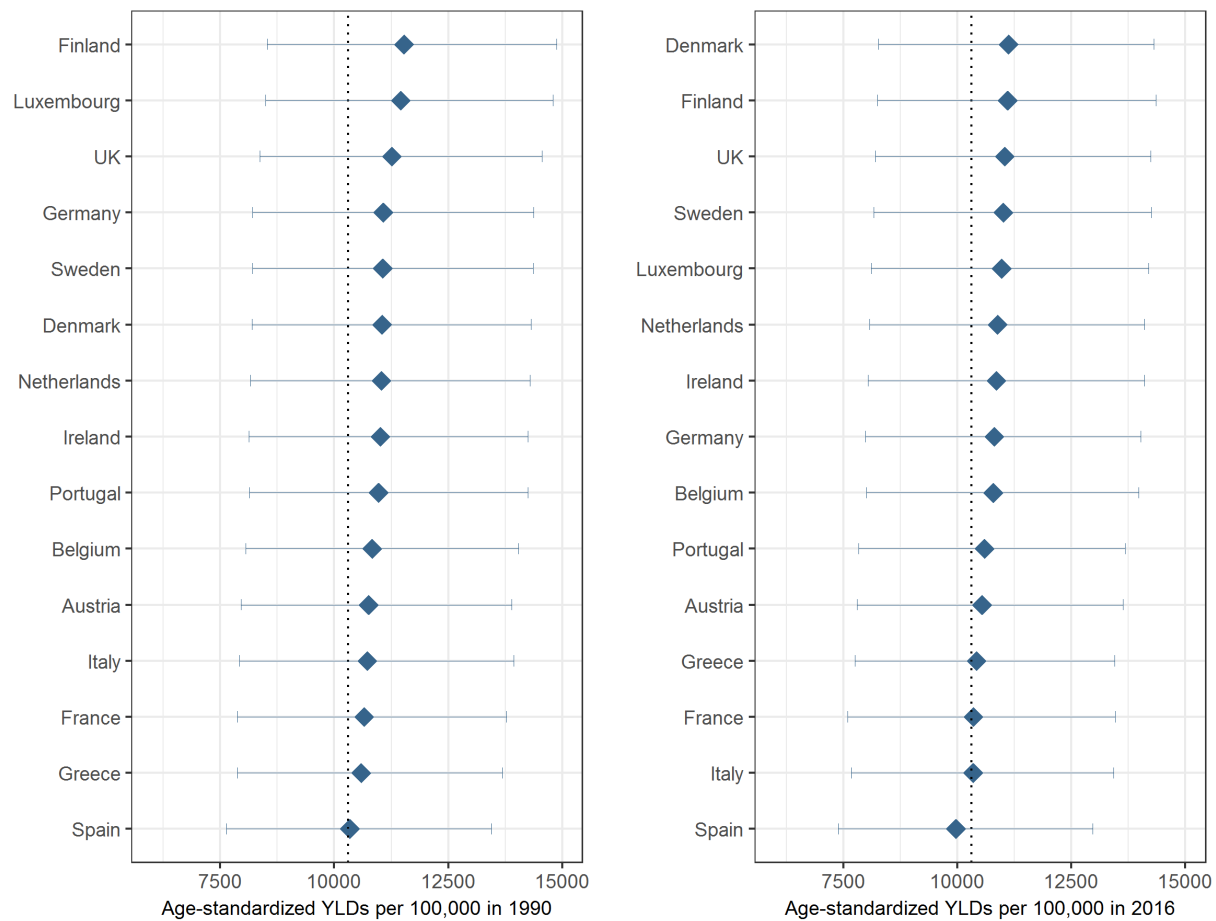


Top 15 causes of AS Deaths in 2016 and percent change, 1990-2016, Males, Belgium



COPD = Chronic Obstructive Pulmonary Disease. Other cardiovascular diseases = cardiovascular and circulatory diseases different than rheumatic heart disease, ischemic heart disease, cerebrovascular disease, hypertensive heart disease cardiomyopathy and myocarditis, atrial fibrillation and flutter, aortic aneurysm, peripheral vascular disease and endocarditis.

Webappendix 2: Age-standardized Years Lived with Disability (YLDs) per 100,000, EU15.



Diamonds represent total YLDs per 100,000 per EU15 country, horizontal line equals 95% UI YLDs, dashed line equals EU15 mean

Webappendix 3: Ranking (descending) and contribution of health states by age-standardized (AS) Years Lived with Disability (YLDs) per 100,000, 1990 and 2016, males, Belgium.

1990 rank	2016 rank	% of total AS YLDs in 2016 [95% UI]	
1	1	Low back pain	11.2 [9.3–11.0]
2	2	Migraine	5.2 [3.8–6.2]
3	3	Falls	4.5 [3.7–5.3]
4	4	Age-related hearing loss	4.2 [3.3–5.5]
5	5	Major depression	4.1 [3.1–5.1]
6	6	Neck pain	4.0 [3.3–4.9]
7	7	Anxiety disorders	3.5 [2.8–4.4]
8	8	Acne vulgaris	4.6 [2.1–3.4]
9	9	Diabetes	2.6 [2.2–3.1]
10	10	Other musculoskeletal	2.1 [1.5–3.0]
12	16	Other cardiovascular disease	1.8 [1.5–2.1]

Webappendix 4: Ranking (descending) and contribution of health states by age-standardized (AS) Years Lived with Disability (YLDs) per 100,000, 1990 and 2016, females, Belgium.

1990 rank	2016 rank	% of total AS YLDs in 2016 [95% UI]	
1	1	Low back pain	12.2 [10.4–14.0]
2	2	Migraine	9.1 [6.6–11.7]
3	3	Major depression	6.1 [4.8–7.5]
4	4	Anxiety disorders	5.1 [4.0–6.2]
5	5	Neck pain	4.9 [4.1–5.9]
6	6	Falls	3.6 [3.0–4.2]
7	7	Age-related hearing loss	3.0 [2.3–3.9]
8	8	Acne vulgaris	2.9 [2.2–3.6]
9	9	Other musculoskeletal	2.6 [1.9–3.6]
10	10	Bipolar disorder	2.2 [1.2–3.6]

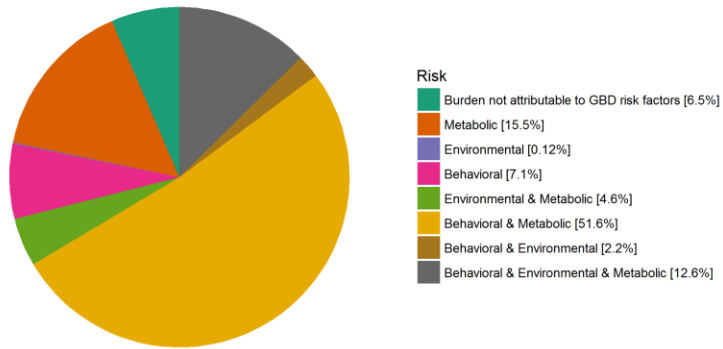
Webappendix 4: Additional results on risk factors linked with DALYs, Belgium, 2016.

Risk factors linked with top three health states that caused most of the DALYs in males and females in Belgium in 2016, i.e. in males, ischemic heart disease (IHD), low back and neck pain (LBP), tracheal-bronchus and lung (TBL) cancer and in females, LBP, IHD and major depressive disorder.

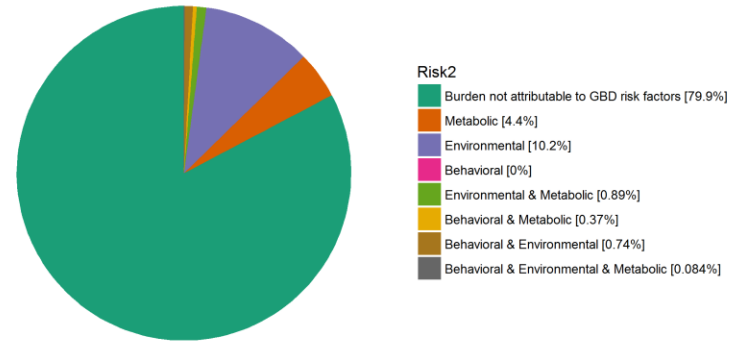
In males, behavioral and metabolic risk factors caused most of the DALYs linked with IHD (51.6%), although tracheal, bronchus and lung cancer were largely caused by behavioral risk factors (44.0%). Low-back and neck pain was mainly not attributable to GBD risk factors (79.9%) (Figure 1).

In females, behavioral and metabolic risk factors caused most of the DALYs linked with IHD (50.5%), although major depressive disorder and low-back and neck pain was mainly not attributable to the considered risk factors (depressive disorder: 86.5% - low back and neck pain: 84.7%) (Figure 2).

**Ischemic heart disease attributable to risk factors
Belgium, males, all ages, 2016, DALYs**



**Low back and neck pain attributable to risk factors
Belgium, males, all ages, 2016, DALYs**



**Tracheal, bronchus, and lung cancer attributable to risk factors
Belgium, males, all ages, 2016, DALYs**

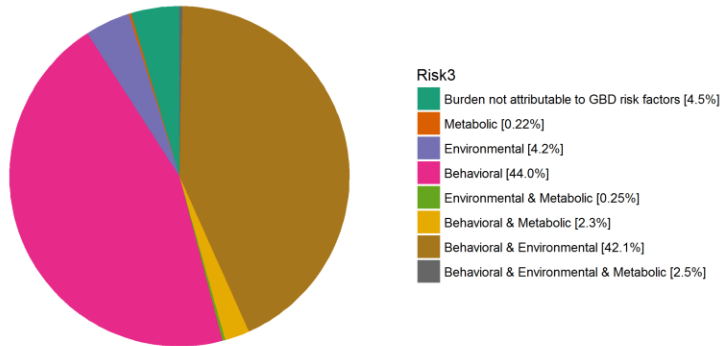
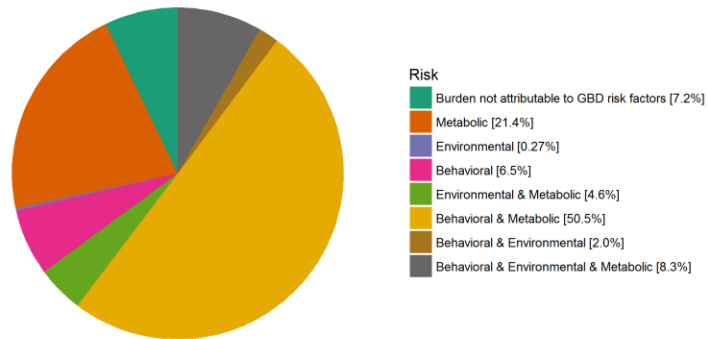
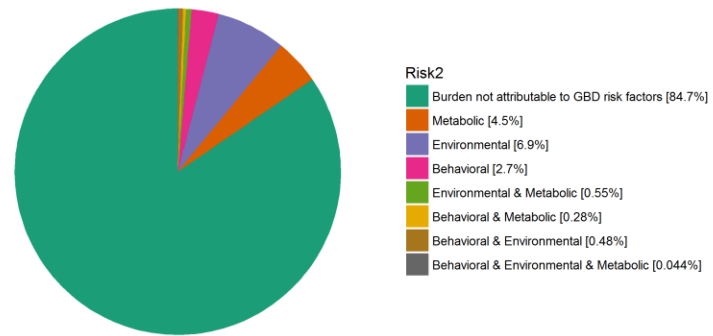


Figure 1 Selected disorders attributable to risk factors, Disability-Adjusted Life Years, males, 2016, Belgium

**Ischemic heart disease attributable to risk factors
Belgium, females, all ages, 2016, DALYs**



**Low back and neck pain attributable to risk factors
Belgium, females, all ages, 2016, DALYs**



**Major depressive disorder attributable to risk factors
Belgium, females, all ages, 2016, DALYs**

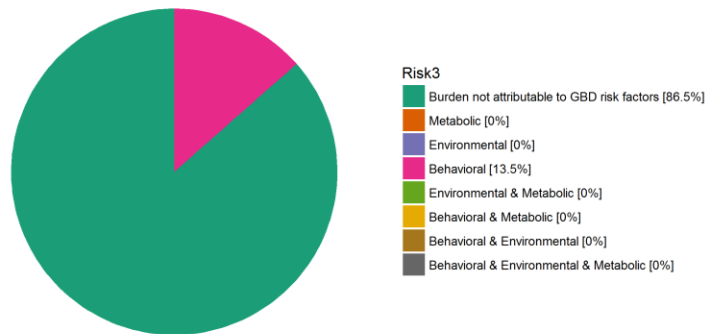


Figure 2 Selected disorders attributable to risk factors, Disability-Adjusted Life Years, females, 2016, Belgium